

# ALEXANDRIA PART I CRIME 2016

The Federal Bureau of Investigation (FBI) divides offenses into two categories, Part I and Part II crimes. Below are metrics for Part I crimes, which are crimes more serious in nature. Crimes against people are highlighted in **orange**. Property crimes are highlighted in **light blue**.




## ALEXANDRIA CRIME RATE

Number of Incidents (Part I crime)			
2015	2016		
3,237	3,108	<b>-4%</b>	


### RAPE

Number of Incidents		
2015	2016	
19	12	<b>-37%</b>




### ROBBERY

Number of Incidents		
2015	2016	
139	128	<b>-8%</b>




### AGGRAVATED ASSAULT

Number of Incidents		
2015	2016	
148	123	<b>-17%</b>




### BURGLARY

Number of Incidents		
2015	2016	
230	179	<b>-22%</b>




### LARCENY

Number of Incidents		
2015	2016	
2,443	2,391	<b>-2%</b>



### AUTO THEFT

Number of Incidents		
2015	2016	
254	268	<b>+6%</b>



### HOMICIDES

Number of Incidents		
2015	2016	
4	7	<b>+75%</b>



During 2016, five of the seven homicide cases were closed in the calendar year.



Alexandria Police Department • 3600 Wheeler Avenue • Alexandria, Virginia  
703.746.4444 • [www.alexandriava.gov/Police](http://www.alexandriava.gov/Police)



4/13/17